

Magistrates' Court Bulletin July to September 2011

serving the community through the administration of justice

Document Details

	Provisional Figures
Date issued:	11 November 2011
Document Authors:	Statistics & Research

Contents

Summary

Figure 1	Percentage of adults entered and disposed of in the court divisions
Figure 2	Percentage of youths received and disposed of in the court divisions
Figure 3	Percentage of civil applications received and disposed in the court divisions
Figure 4	Waiting times in weeks in adult magistrates' courts
Table 1.1	Scheduled court sitting days & average court sitting times in the magistrates' courts by division & venue
Table 1.2	Additional court sitting days & average court sitting times in the magistrates' courts by division & venue
Table 1.3	Special court sitting days & average court sitting times in the magistrates' courts by division & venue
Table 2.1	Adult criminal defendants received in the magistrates' courts by division & venue
Table 2.2	Adult criminal defendants disposed of in the magistrates' courts by division & venue
Table 2.3	Average waiting times in the adult magistrates' courts by division & venue
Table 2.4	Number and type of charges brought for adult defendants disposed of by business area
Table 2.5	Outcome of adult defendants disposed of by business area
Table 3.1	Youth defendants received in the magistrates' courts by division & venue
Table 3.2	Youth defendants disposed of in the magistrates' courts by division & venue
Table 3.3	Average waiting times in the youth magistrates' courts by division & venue
Table 3.4	Number and type of charges brought for youth defendants disposed of by business area
Table 3.5	Outcome of youth defendants disposed of by business area
Table 4.1	Civil applications received in the magistrates' courts by division & venue
Table 4.2	Civil applications disposed of in the magistrates' courts by division & venue
Table 4.3	Average waiting times in the civil magistrates' courts by division & venue
Table 4.4	Outcome of applications under the Family Homes & Domestic Violence Order in the magistrates' court in Northern Ireland

Summary

Magistrates' sittings

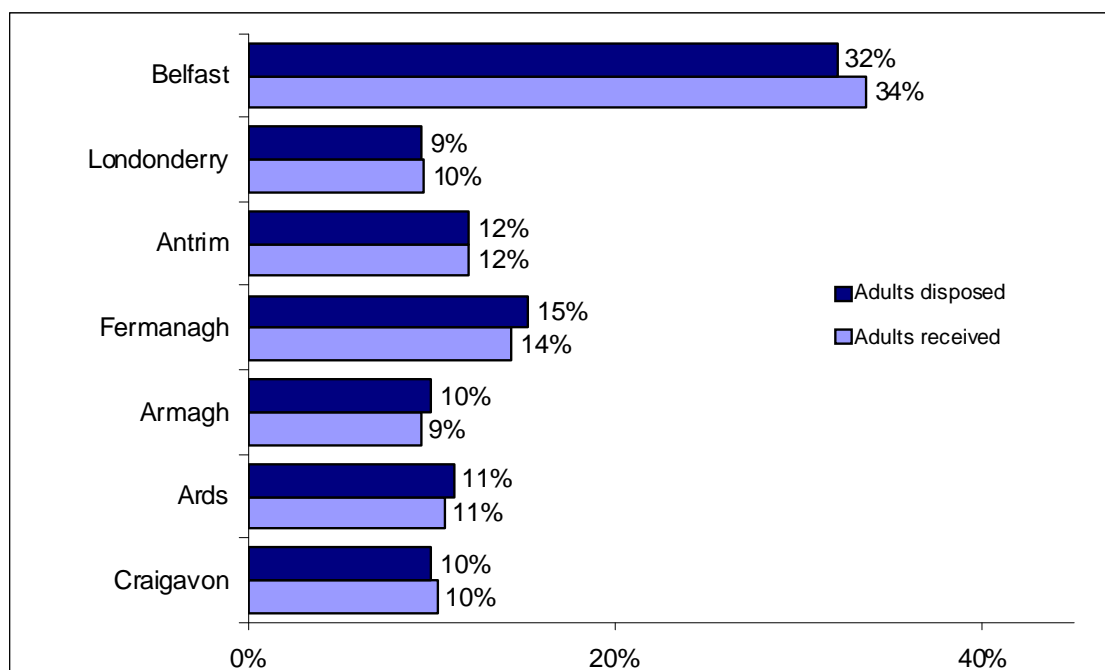
- During July to September 2011 there were 1,157 scheduled magistrates' sittings, 52 additional magistrates' sittings and 54 special magistrates' sittings. This was a decrease of 2% (from 1,182), a decrease of 4% (from 54) and a decrease of 8% (from 59) respectively, compared to the same period the previous year.
- A breakdown of magistrates' sittings for July to September 2011 is outlined in the table below:

	Scheduled	Additional	Special
Criminal	771	46	54
Youth	138	0	0
Family	248	6	0
Total	1,157	52	54

Adult defendants received and disposed

- During July to September 2011, 13,292 new adult criminal defendants were received in court and 13,204 adult defendants were disposed of. This represents a decrease of 4% (from 13,872) and a decrease of 1% (from 13,351) respectively, compared to the same period the previous year.
- The majority (80%) of prosecutions disposed of in the adult court were brought by PSNI/ PPS.
- The volume of adult business was highest in the Belfast division.
- A breakdown by division for July to September 2011 is shown in Figure 1 below:

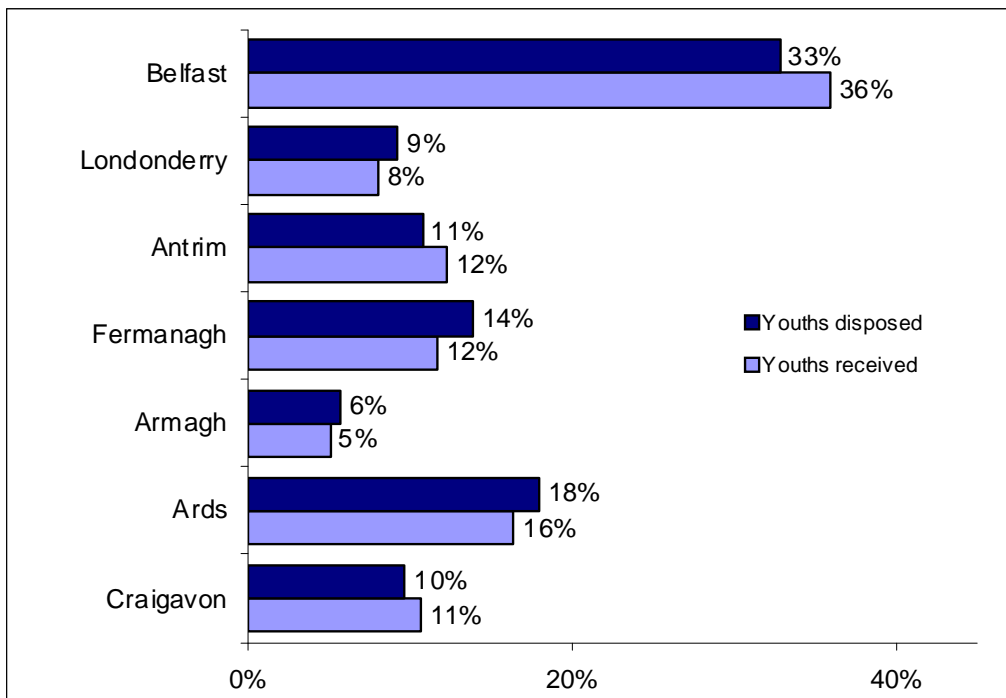
Figure 1: Percentage of adults received and disposed of in the court divisions



Youth defendants received and disposed

- During July to September 2011, 712 new defendants were entered in the youth court and 680 youth defendants were disposed of. This represents a decrease of 27% (from 979) and a decrease of 20% (from 849) respectively, compared to the same period the previous year.
- Almost all prosecutions (99.7%) disposed of in the youth court were brought by PSNI/ PPS.
- A breakdown by division for July to September 2011 is shown in Figure 2 below:

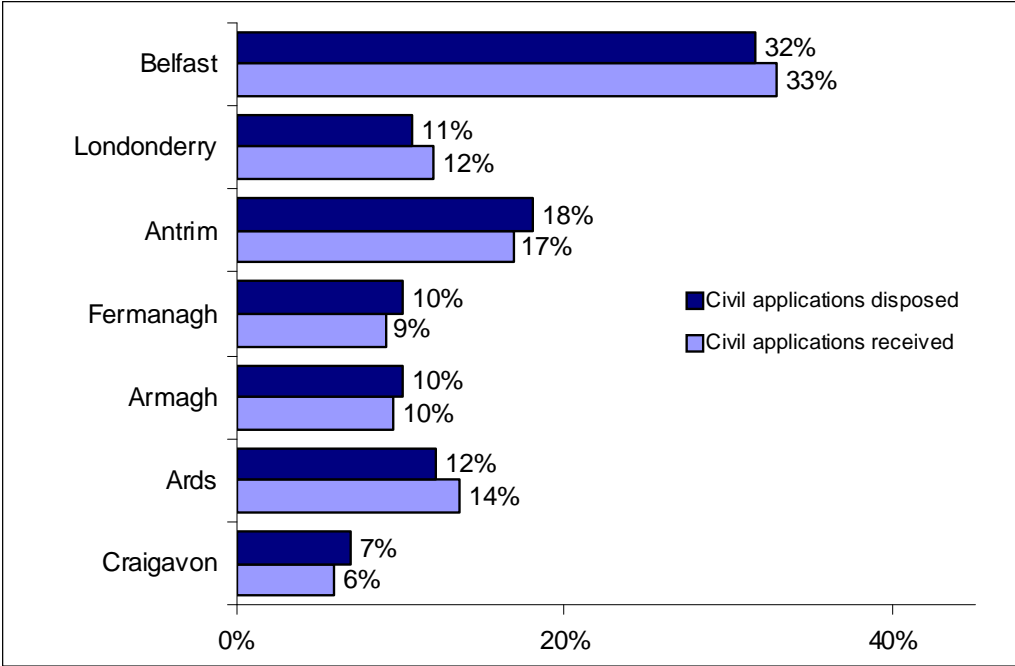
Figure 2: Percentage of youths received and disposed of in the court divisions



Civil applications received and disposed

- During July to September 2011, 1,698 new civil applications were received and 1,511 civil applications were disposed of. This represents an increase of 8% (from 1,573) and an increase of 9% (from 1,388) respectively, compared to the same period the previous year.
- A breakdown by division for July to September 2011 is shown in Figure 3 below:

Figure 3: Percentage of civil applications received and disposed of in the court divisions



Waiting times

- The average waiting time in the adult criminal court from first hearing to disposal was 7 weeks during July to September 2011 (see Figure 4). The comparable figure for the same period in 2010 was 6 weeks.
- The average waiting time in the youth court from first hearing to disposal was 11 weeks (12 weeks for the same period in 2010).
- The average length of time for a case to progress through the civil court was 7 weeks from date of issue to disposal (9 weeks for the same period in 2010).

Figure 4: Waiting times in weeks in adult magistrates' courts (1st hearing to disposal)

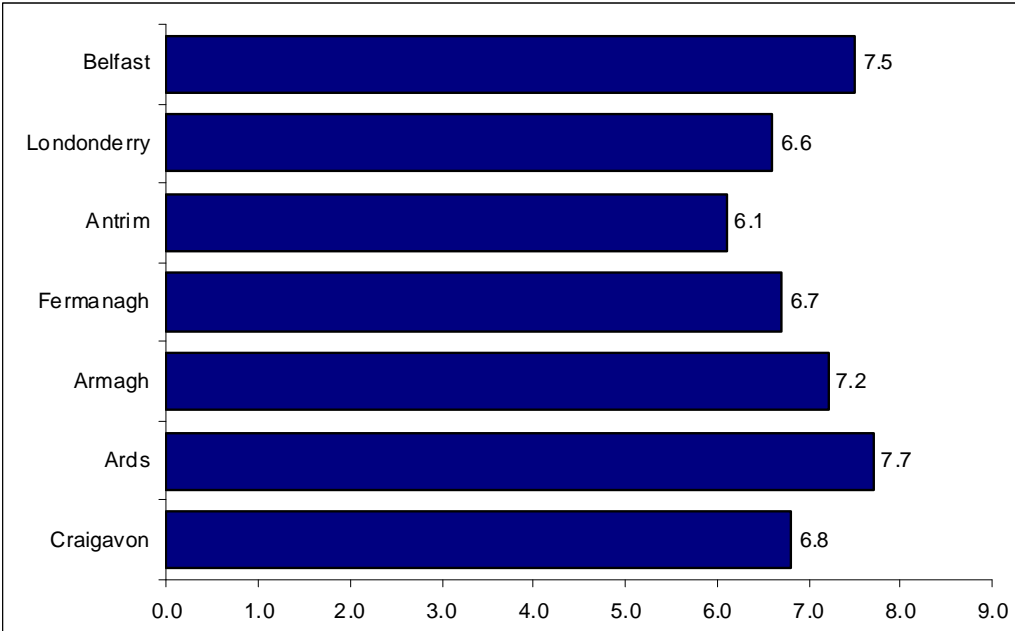


Table 1.1 Scheduled court sitting days & average court sitting times in the magistrates' courts by division & venue

		Adult criminal day		Youth criminal day		Family day	
		Number of court sitting days	Average court sitting time	Number of court sitting days	Average court sitting time	Number of court sitting days	Average court sitting time
Belfast	Laganside	256	03:41:04	45	03:09:12	67	03:07:23
	Total	256	03:41:04	45	03:09:12	67	03:07:23
Londonderry	Limavady	13	04:11:32		.		.
	Magherafelt	11	03:34:05	6	02:30:00		.
	Londonderry	55	04:17:38	9	04:10:33	21	04:03:48
	Total	79	04:10:34	15	03:30:20	21	04:03:48
Antrim	Antrim	17	04:27:56	6	04:07:30	9	03:47:46
	Ballymena	23	03:48:15	6	02:51:40	18	02:37:46
	Larne	14	04:08:55	3	02:00:00	6	03:48:20
	Coleraine	39	04:37:10	6	01:48:20	12	03:56:15
	Total	93	04:19:08	21	02:47:51	45	03:22:06
Fermanagh & Tyrone	Dungannon	44	04:35:54	6	03:12:30	7	04:47:51
	Strabane	23	02:45:00	3	02:20:00		.
	Omagh	25	03:52:24	6	01:57:30	11	02:55:27
	Enniskillen	23	05:14:36	5	03:21:00	3	04:05:00
	Total	115	04:12:00	20	02:44:15	21	03:42:51
Armagh & South Down	Armagh	20	04:19:30	3	01:11:40	2	03:10:00
	Banbridge@Newry	16	04:18:45	1	03:25:00	2	02:37:30
	Newry	37	03:41:37	6	03:18:20	18	03:22:46
	Total	73	04:00:08	10	02:41:00	22	03:17:30
Ards	Bangor	23	03:03:54		.	3	03:55:00
	Downpatrick	22	05:32:43	6	04:25:00	2	03:30:00
	Newtownards	41	03:10:00	10	03:06:00	37	02:38:06
	Total	86	03:44:53	16	03:35:37	42	02:46:04
Craigavon	Lisburn	37	04:30:43	6	02:21:40	14	04:27:30
	Craigavon	32	04:28:16	5	03:05:00	16	03:23:11
	Total	69	04:29:35	11	02:41:21	30	03:53:12

Table1.1a Scheduled court sitting days & average court sitting times in the magistrates' courts for Northern Ireland

		Adult criminal day		Youth criminal day		Family day	
		Number of court sitting days	Average court sitting time	Number of court sitting days	Average court sitting time	Number of court sitting days	Average court sitting time
Northern Ireland		771	03:59:52	138	03:03:26	248	03:20:40

Table 1.1a Scheduled court sitting days & average court sitting times in the magistrates' courts for Northern Ireland

	Adult criminal day		Youth criminal day		Family day	
	Number of court sitting days	Average court sitting time	Number of court sitting days	Average court sitting time	Number of court sitting days	Average court sitting time
Northern Ireland	771	03:59:52	138	03:03:26	248	03:20:40

A court sitting day is counted as any day where the judiciary sit in court. It does not include time in chambers or days where the judiciary are sitting in chambers.

Table 1.2 Additional court sitting days & average court sitting times in the magistrates' courts by division & venue

		Adult criminal day		Family day	
		Number of court sitting days	Average court sitting time	Number of court sitting days	Average court sitting time
Belfast	Laganside		.	1	01:10:00
	Total		.	1	01:10:00
Londonderry	Londonderry	3	01:23:20	1	02:40:00
	Total	3	01:23:20	1	02:40:00
Antrim	Ballymena		.	1	00:15:00
	Coleraine	2	02:05:00		.
	Total	2	02:05:00	1	00:15:00
Fermanagh & Tyrone	Dungannon	4	04:30:00	1	01:30:00
	Omagh	4	03:12:30		.
	Enniskillen	2	02:35:00		.
	Total	10	03:36:00	1	01:30:00
Armagh & South Down	Newry	3	04:36:40		.
	Total	3	04:36:40		.
Ards	Downpatrick	16	04:25:37		.
	Newtownards	5	01:34:00	2	00:27:30
	Total	21	03:44:45	2	00:27:30
Craigavon	Lisburn	2	00:40:00		.
	Craigavon	5	01:30:00		.
	Total	7	01:15:42		.

Table 1.2a Additional court sitting days & average court sitting times in the magistrates' courts for Northern Ireland

	Adult criminal day		Family day	
	Number of court sitting days	Average court sitting time	Number of court sitting days	Average court sitting time
Northern Ireland	46	03:10:00	6	01:05:00

A court sitting day is counted as any day where the judiciary sit in court. It does not include time in chambers or days where the judiciary are sitting in chambers.

Table 1.3 Special court sitting days & average court sitting times in the magistrates' courts by division & venue

		Adult criminal day	
		Number of court sitting days	Average court sitting time
Londonderry	Magherafelt	1	00:30:00
	Londonderry	10	00:17:30
	Total	11	00:18:38
Antrim	Ballymena	7	00:22:08
	Total	7	00:22:08
Fermanagh & Tyrone	Omagh	9	01:01:06
	Total	9	01:01:06
Armagh & South Down	Newry	10	00:36:30
	Total	10	00:36:30
Ards	Newtownards	10	00:18:54
	Total	10	00:18:54
Craigavon	Lisburn	7	00:32:08
	Total	7	00:32:08

Table 1.3a Special court sitting days & average court sitting times in the magistrates' courts for Northern Ireland

	Adult criminal day	
	Number of court sitting days	Average court sitting time
Northern Ireland	54	00:31:16

A court sitting day is counted as any day where the judiciary sit in court. It does not include time in chambers or days where the judiciary are sitting in chambers.

Table 2.1 Adult criminal defendants received in the magistrates' courts by division & venue

		PSNI/PPS prosecution	Departmental prosecution	Fixed penalty	Total
Belfast	Laganside Courts	3475	929	66	4470
	Division total	3475	929	66	4470
Londonderry	Londonderry Court Office	658	132	20	810
	Limavady Court Office	180	59	5	244
	Magherafelt Court Office	180	28	7	215
	Division total	1018	219	32	1269
Antrim	Antrim Court Office	331	63	3	397
	Coleraine Court Office	528	129	17	674
	Ballymena Court Office	279	95	7	381
	Larne Court Office	98	42	8	148
	Division total	1236	329	35	1600
Fermanagh and Tyrone	Omagh Court Office	364	67	20	451
	Strabane Court Office	236	48	2	286
	Enniskillen Court Office	390	73	14	477
	Dungannon Court Office	582	97	17	696
	Division total	1572	285	53	1910
Armagh and South Down	Armagh Court Office	227	76	17	320
	Banbridge Court Office	166	29	6	201
	Newry Court Office	624	98	7	729
	Division total	1017	203	30	1250
Ards	Newtownards Court Office	568	73	24	665
	Downpatrick Court Office	341	87	8	436
	Bangor Court Office	277	37	8	322
	Division total	1186	197	40	1423
Craigavon	Craigavon Court Office	618	96	11	725
	Lisburn Court Office	480	155	10	645
	Division total	1098	251	21	1370

Table 2.1a Adult criminal defendants received in the magistrates' courts in

Northern Ireland

	PSNI/PPS prosecution	Departmental prosecution	Fixed penalty	Total
Northern Ireland	10602	2413	277	13292

Table 2.2 Adult criminal defendants disposed of in the magistrates' court by division & venue

		PSNI/PPS prosecution	Departmental prosecution	Fixed penalty	Total
Belfast	Laganside Courts	3237	931	66	4234
	Division total	3237	931	66	4234
Londonderry	Londonderry Court Office	646	120	20	786
	Limavady Court Office	181	64	5	250
	Magherafelt Court Office	187	23	5	215
	Division total	1014	207	30	1251
Antrim	Antrim Court Office	374	74	3	451
	Coleraine Court Office	513	122	15	650
	Ballymena Court Office	247	80	8	335
	Larne Court Office	99	44	8	151
	Division total	1233	320	34	1587
Fermanagh and Tyrone	Omagh Court Office	417	71	21	509
	Strabane Court Office	218	48	2	268
	Enniskillen Court Office	411	66	14	491
	Dungannon Court Office	619	111	17	747
	Division total	1665	296	54	2015
Armagh and South Down	Armagh Court Office	228	68	17	313
	Banbridge Court Office	157	30	8	195
	Newry Court Office	700	103	8	811
	Division total	1085	201	33	1319
Ards	Newtownards Court Office	523	84	24	631
	Downpatrick Court Office	413	79	8	500
	Bangor Court Office	304	33	9	346
	Division total	1240	196	41	1477
Craigavon	Craigavon Court Office	549	96	11	656
	Lisburn Court Office	498	155	12	665
	Division total	1047	251	23	1321

Table 2.2a Adult criminal defendants disposed of in the magistrates' court in

Northern Ireland

	PSNI/PPS prosecution	Departmental prosecution	Fixed penalty	Total
Northern Ireland	10521	2402	281	13204

Table 2.3: Average waiting times in the adult magistrates' courts by division & venue

		Summons to first hearing (weeks)	First hearing to finding (weeks)	Finding to disposal (weeks)	First hearing to disposal (weeks)
Belfast	Laganside Courts	4.96	6.85	.64	7.50
	Total	4.96	6.85	.64	7.50
Londonderry	Londonderry Court Office	4.60	5.55	1.15	6.70
	Limavady Court Office	4.90	4.11	.54	4.65
	Magherafelt Court Office	4.99	7.82	.72	8.55
	Total	4.73	5.66	.95	6.61
Antrim	Antrim Court Office	4.33	5.90	.95	6.85
	Coleraine Court Office	4.65	5.81	.30	6.11
	Ballymena Court Office	5.42	4.63	.35	4.98
	Larne Court Office	5.53	5.69	.67	6.36
	Total	4.81	5.57	.53	6.10
Fermanagh and Tyrone	Omagh Court Office	5.81	5.16	.44	5.60
	Strabane Court Office	4.72	3.73	.45	4.18
	Enniskillen Court Office	5.78	5.69	.80	6.49
	Dungannon Court Office	4.84	6.94	1.54	8.48
	Total	5.30	5.76	.94	6.69
Armagh and South Down	Armagh Court Office	4.96	6.50	.33	6.83
	Banbridge Court Office	6.24	4.78	.48	5.25
	Newry Court Office	6.38	7.45	.31	7.76
	Total	6.03	6.83	.34	7.17
Ards	Newtownards Court Office	6.22	4.80	.51	5.31
	Downpatrick Court Office	6.63	9.49	.48	9.98
	Bangor Court Office	6.19	8.35	.45	8.80
	Total	6.35	7.21	.49	7.70
Craigavon	Craigavon Court Office	5.84	4.83	.59	5.42
	Lisburn Court Office	6.31	7.24	.97	8.20
	Total	6.07	6.02	.78	6.80

Bench warrants, adjourned generally and deferred sentences excluded

Table 2.3a Average waiting times in the adult magistrates' courts in Northern Ireland

	Summons to first hearing (weeks)	First hearing to finding (weeks)	Finding to disposal (weeks)	First hearing to disposal (weeks)
Northern Ireland	5.34	6.37	.67	7.04

Bench warrants, adjourned generally and deferred sentences excluded

Table 2.4 Number and type of charges brought for adult defendants disposed of by business area

	PSNI/PPS prosecution	Departmental prosecution	Fixed penalty	Total
All Offences Against the Person	1078	15		1093
All Sexual Offences	193			193
All Burglary Offences	134			134
All Robbery Offences	46			46
All Theft Offences	651			651
All Fraud and Forgery Offences	98	135		233
All Criminal Damage Offences	236			236
All Offences Against the State	450			450
All Other Offences	276	365		641
All Drug Offences	372			372
All Motoring Offences	4221	620		4841
All Non-Police Offences	34	1151	281	1466
All Breach	130	50		180
Combination of charges	2602	66		2668
Total	10521	2402	281	13204

Table 2.5 Outcome of adult defendants disposed of by business area

	PSNI/PPS prosecution	Departmental prosecution	Fixed penalty	Total
Committed to the Crown Court	512			512
Plea of guilty on all charges	4652	735		5387
All charges withdrawn	1977	660	4	2641
Fixed penalty default			277	277
Plea not guilty - found guilty on at least one charge	2916	958		3874
Plea not guilty - acquitted on all charges	464	49		513
Total	10521	2402	281	13204

Table 3.1 Youth defendants received in the magistrates' courts by division & venue

		PSNI/PPS prosecution	Departmental prosecution	Fixed penalty	Total
Belfast	Laganside Courts	256			256
	Division total	256			256
Londonderry	Londonderry Court Office	44		1	45
	Limavady Court Office	3			3
	Magherafelt Court Office	9			9
	Division total	56		1	57
Antrim	Antrim Court Office	14			14
	Coleraine Court Office	49			49
	Ballymena Court Office	18			18
	Larne Court Office	6			6
	Division total	87			87
Fermanagh and Tyrone	Omagh Court Office	14			14
	Strabane Court Office	9			9
	Enniskillen Court Office	15			15
	Dungannon Court Office	44	1		45
	Division total	82	1		83
Armagh and South Down	Armagh Court Office	6			6
	Banbridge Court Office	5			5
	Newry Court Office	25			25
	Division total	36			36
Ards	Newtownards Court Office	57			57
	Downpatrick Court Office	26			26
	Bangor Court Office	34			34
	Division total	117			117
Craigavon	Craigavon Court Office	39			39
	Lisburn Court Office	37			37
	Division total	76			76

Table 3.1a Youth defendants received in the magistrates' courts in Northern Ireland

	PSNI/PPS prosecution	Departmental prosecution	Fixed penalty	Total
Northern Ireland	710	1	1	712

Table 3.2 Youth defendants disposed of in the magistrates' courts by division & venue

		PSNI/PPS prosecution	Fixed penalty	Total
Belfast	Laganside Courts	223		223
	Division total	223		223
Londonderry	Londonderry Court Office	52	1	53
	Limavady Court Office	4		4
	Magherafelt Court Office	6		6
	Division total	62	1	63
Antrim	Antrim Court Office	28		28
	Coleraine Court Office	30		30
	Ballymena Court Office	12		12
	Larne Court Office	3		3
	Division total	73		73
Fermanagh and Tyrone	Omagh Court Office	22		22
	Strabane Court Office	18		18
	Enniskillen Court Office	28		28
	Dungannon Court Office	26		26
	Division total	94		94
Armagh and South Down	Armagh Court Office	7		7
	Banbridge Court Office	9		9
	Newry Court Office	23		23
	Division total	39		39
Ards	Newtownards Court Office	49		49
	Downpatrick Court Office	37		37
	Bangor Court Office	36		36
	Division total	122		122
Craigavon	Craigavon Court Office	31		31
	Lisburn Court Office	35		35
	Division total	66		66

Table 3.2a Youth defendants disposed of in the magistrates' courts in Northern Ireland

	PSNI/PPS prosecution	Fixed penalty	Total
Northern Ireland	679	1	680

Table 3.3 Average waiting times in the youth magistrates' courts by division & venue

		Summons to first hearing (weeks)	First hearing to finding (weeks)	Finding to disposal (weeks)
Belfast	Laganside Courts	3.78	7.35	4.31
	Total	3.78	7.35	4.31
Londonderry	Londonderry Court Office	3.57	7.78	4.67
	Limavady Court Office	7.14	.00	4.50
	Magherafelt Court Office	5.48	8.33	6.67
	Total	3.95	7.53	4.91
Antrim	Antrim Court Office	2.21	7.78	6.11
	Coleraine Court Office	3.76	5.82	.82
	Ballymena Court Office	4.23	1.60	.94
	Larne Court Office	3.86	3.57	2.00
	Total	3.16	6.08	3.12
Fermanagh and Tyrone	Omagh Court Office	4.68	5.90	2.49
	Strabane Court Office	3.48	5.64	3.19
	Enniskillen Court Office	4.26	8.69	4.45
	Dungannon Court Office	4.21	7.59	3.44
	Total	4.25	7.16	3.46
Armagh and South Down	Armagh Court Office	2.23	5.80	1.00
	Banbridge Court Office	1.24	14.51	3.86
	Newry Court Office	3.44	8.60	1.15
	Total	2.58	9.70	1.88
Ards	Newtownards Court Office	4.88	5.39	3.57
	Downpatrick Court Office	5.07	10.47	3.74
	Bangor Court Office	6.10	4.11	3.47
	Total	5.35	6.55	3.59
Craigavon	Craigavon Court Office	4.54	11.37	2.69
	Lisburn Court Office	4.54	7.25	3.11
	Total	4.54	9.23	2.91

Bench warrants, adjourned generally and deferred sentences excluded

Table 3.3a Average waiting times in the youth magistrates' courts in Northern Ireland

	Summons to first hearing (weeks)	First hearing to finding (weeks)	Finding to disposal (weeks)
Northern Ireland	4.12	7.40	3.70

Bench warrants, adjourned generally and deferred sentences excluded

Table 3.4 Number and type of charges brought for youth defendants disposed of by business area

	PSNI/PPS prosecution	Fixed penalty	Total
All Offences Against the Person	127		127
All Sexual Offences	9		9
All Burglary Offences	29		29
All Robbery Offences	3		3
All Theft Offences	67		67
All Fraud and Forgery Offences	1		1
All Criminal Damage Offences	56		56
All Offences Against the State	54		54
All Other Offences	26		26
All Drug Offences	11		11
All Motoring Offences	54		54
All Non-Police Offences		1	1
All Breach	7		7
Combination of charges	235		235
Total	679	1	680

Table 3.5 Outcome of youth defendants disposed of by business area

	PSNI/PPS prosecution	Fixed penalty	Total
Committed to the Crown Court	6		6
Plea of guilty on all charges	253		253
All charges withdrawn	253		253
Fixed penalty default		1	1
Plea not guilty - found guilty on at least one charge	137		137
Plea not guilty - acquitted on all charges	30		30
Total	679	1	680

Table 4.1 Number of civil applications received in the magistrates' court by division & venue

		Current Business Area		Total
		Domestic Proceedings	Family Homes and Domestic Violence	
Belfast	Laganside Courts	49	510	559
	Division total	49	510	559
Londonderry	Londonderry Court Office	15	163	178
	Limavady Court Office		12	12
	Magherafelt Court Office	1	13	14
	Division total	16	188	204
Antrim	Antrim Court Office	4	54	58
	Coleraine Court Office	15	118	133
	Ballymena Court Office	7	69	76
	Larne Court Office	1	18	19
	Division total	27	259	286
Fermanagh and Tyrone	Omagh Court Office	2	37	39
	Strabane Court Office	1	17	18
	Enniskillen Court Office	4	22	26
	Dungannon Court Office	7	64	71
	Division total	14	140	154
Armagh and South Down	Armagh Court Office	6	18	24
	Banbridge Court Office	3	15	18
	Newry Court Office	15	106	121
	Division total	24	139	163
Ards	Newtownards Court Office	20	115	135
	Downpatrick Court Office	5	56	61
	Bangor Court Office	1	34	35
	Division total	26	205	231
Craigavon	Craigavon Court Office	7	37	44
	Lisburn Court Office	10	47	57
	Division total	17	84	101

Table 4.1a Number of civil applications received in the magistrates' court in Northern Ireland

	Current Business Area		Total
	Domestic Proceedings	Family Homes and Domestic Violence	
Northern Ireland	173	1525	1698

Table 4.2 Number of civil applications disposed in the magistrates' court by division & venue

		Current Business Area		Total
		Domestic Proceedings	Family Homes and Domestic Violence	
Belfast	Laganside Courts	42	436	478
	Division total	42	436	478
Londonderry	Londonderry Court Office	9	125	134
	Limavady Court Office		12	12
	Magherafelt Court Office		16	16
	Division total	9	153	162
Antrim	Antrim Court Office	5	59	64
	Coleraine Court Office	14	103	117
	Ballymena Court Office	12	58	70
	Larne Court Office	1	21	22
	Division total	32	241	273
Fermanagh and Tyrone	Omagh Court Office	2	41	43
	Strabane Court Office		14	14
	Enniskillen Court Office	7	24	31
	Dungannon Court Office	8	58	66
	Division total	17	137	154
Armagh and South Down	Armagh Court Office	6	17	23
	Banbridge Court Office	5	15	20
	Newry Court Office	14	97	111
	Division total	25	129	154
Ards	Newtownards Court Office	15	94	109
	Downpatrick Court Office	3	38	41
	Bangor Court Office		34	34
	Division total	18	166	184
Craigavon	Craigavon Court Office	5	44	49
	Lisburn Court Office	8	49	57
	Division total	13	93	106

Table 4.2a Number of civil applications disposed in the magistrates' court in Northern Ireland

	Current Business Area		Total
	Domestic Proceedings	Family Homes and Domestic Violence	

Table 4.2a Number of civil applications disposed in the magistrates' court in Northern Ireland

	Current Business Area		Total
	Domestic Proceedings	Family Homes and Domestic Violence	
Northern Ireland	156	1355	1511

Table 4.3 Average waiting times in the civil magistrates' courts by division & venue

		Date of issue to first hearing (weeks)	First hearing to disposal (weeks)
Belfast	Laganside Courts	1.82	6.46
	Total	1.82	6.46
Londonderry	Londonderry Court Office	1.56	4.65
	Limavady Court Office	1.80	3.58
	Magherafelt Court Office	2.79	5.88
	Total	1.70	4.69
Antrim	Antrim Court Office	3.32	3.72
	Coleraine Court Office	1.48	4.19
	Ballymena Court Office	1.55	4.15
	Larne Court Office	3.10	1.27
	Total	2.06	3.83
Fermanagh and Tyrone	Omagh Court Office	1.79	4.32
	Strabane Court Office	1.56	.86
	Enniskillen Court Office	2.34	6.62
	Dungannon Court Office	1.73	1.84
	Total	1.86	3.40
Armagh and South Down	Armagh Court Office	2.70	4.07
	Banbridge Court Office	2.32	4.10
	Newry Court Office	1.64	5.69
	Total	1.88	5.24
Ards	Newtownards Court Office	1.71	6.86
	Downpatrick Court Office	1.65	3.20
	Bangor Court Office	1.80	5.55
	Total	1.72	5.80
Craigavon	Craigavon Court Office	1.00	9.98
	Lisburn Court Office	.77	10.52
	Total	.88	10.27

Table 4.3a Average waiting times in the civil magistrates' courts in Northern Ireland

	Date of issue to first hearing (weeks)	First hearing to disposal (weeks)
Northern Ireland	1.78	5.55

Table 4.4 Outcome of applications under Family Homes & Domestic Violence Order in the magistrates' court in Northern Ireland

	New Order					Total
	Granted	Dismissed or refused	Withdrawn	Vary discharge	Other	
Non molestation	789	214	226	85	1	1315
Occupation	5	3	10	3		21
Vary discharge non-mol occupation	3	4	4	8		19
Total	797	221	240	96	1	1355

Data source and validations:

Data from the Integrated Courts Operations System (ICOS) are used for this publication. This system has been chosen as it is the main system within the Northern Ireland Courts and Tribunals Service (NICTS). The data are input to this system on a daily basis. A download from this system is supplied to the Statistics and Research team on a weekly basis on flat files.

This information is downloaded via SPSS and validations are produced from this system to ensure that the data are reliable and robust for use. Any inconsistencies are reported back to individual court offices and if required, any necessary amendments are made to the data. Once, these amendments have been checked, computer syntax is then used to produce the tables in the bulletin. The aggregated total figures in the bulletin are produced from the computer syntax. The data are broken down by court location as this is the established way of producing and presenting these data.

To ensure that timely data are used, the latest available extract is used to compile this bulletin.

For further information on this publication please contact:

A Mallon
Statistics and Research
Northern Ireland Courts and Tribunals Service
Laganside House
23-27 Oxford Street
Belfast
BT1 3LA

Tel: 028 9072 8928

Northern Ireland Courts and Tribunals Service
Laganside House
23-27 Oxford Street
Belfast
BT1 3LA

www.courtsni.gov.uk

