



Northern Ireland

**Courts and
Tribunals Service**

www.courtsni.gov.uk

Magistrates' Court Bulletin

October to December 2011

serving the community through the administration of justice

Document Details

Date issued:
Document Authors:

Provisional Figures
10 February 2012
Statistics & Research

Contents

Summary

Figure 1	Percentage of adults entered and disposed of in the court divisions
Figure 2	Percentage of youths received and disposed of in the court divisions
Figure 3	Percentage of civil applications received and disposed in the court divisions
Figure 4	Waiting times in weeks in adult magistrates' courts
Table 1.1	Scheduled court sitting days & average court sitting times in the magistrates' courts by division & venue
Table 1.2	Additional court sitting days & average court sitting times in the magistrates' courts by division & venue
Table 1.3	Special court sitting days & average court sitting times in the magistrates' courts by division & venue
Table 2.1	Adult criminal defendants received in the magistrates' courts by division & venue
Table 2.2	Adult criminal defendants disposed of in the magistrates' courts by division & venue
Table 2.3	Average waiting times in the adult magistrates' courts by division & venue
Table 2.4	Number and type of charges brought for adult defendants disposed of by business area
Table 2.5	Outcome of adult defendants disposed of by business area
Table 3.1	Youth defendants received in the magistrates' courts by division & venue
Table 3.2	Youth defendants disposed of in the magistrates' courts by division & venue
Table 3.3	Average waiting times in the youth magistrates' courts by division & venue
Table 3.4	Number and type of charges brought for youth defendants disposed of by business area
Table 3.5	Outcome of youth defendants disposed of by business area
Table 4.1	Civil applications received in the magistrates' courts by division & venue
Table 4.2	Civil applications disposed of in the magistrates' courts by division & venue
Table 4.3	Average waiting times in the civil magistrates' courts by division & venue
Table 4.4	Outcome of applications under the Family Homes & Domestic Violence Order in the magistrates' court in Northern Ireland

Summary

Magistrates' sittings

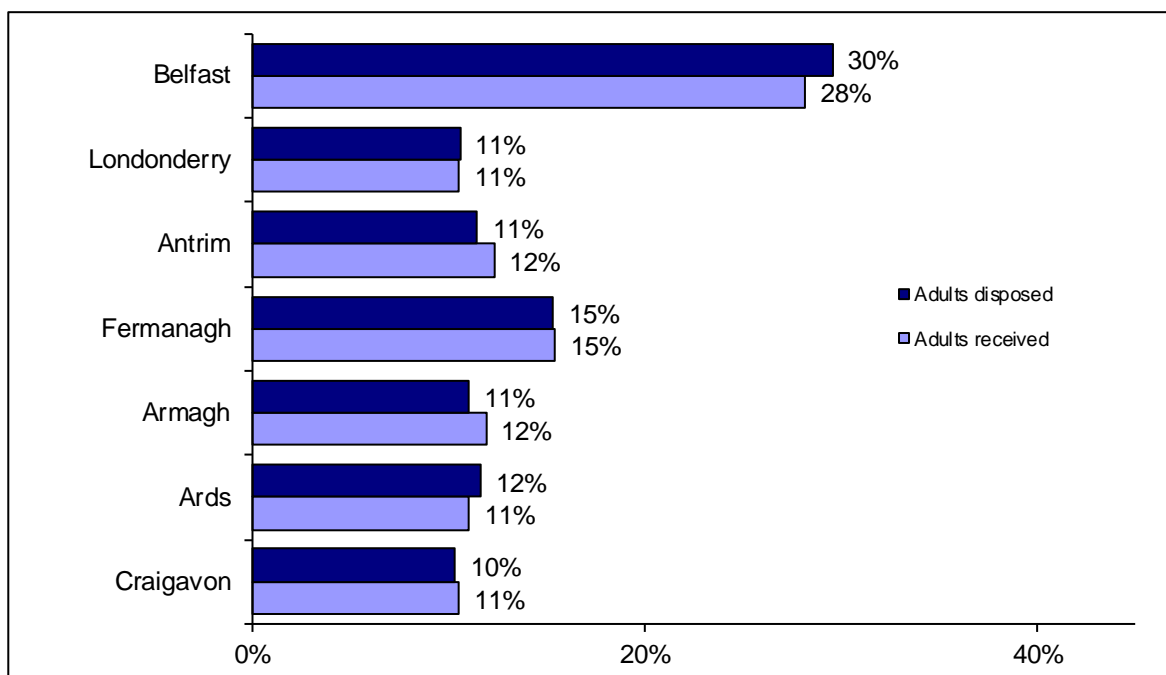
- During October to December 2011 there were 1,146 scheduled magistrates' sittings, 52 additional magistrates' sittings and 54 special magistrates' sittings. This was a decrease of 1% (from 1,155), a decrease of 25% (from 69) and a decrease of 7% (from 58) respectively, compared to the same period the previous year.
- A breakdown of magistrates' sittings for October to December 2011 is outlined in the table below:

	Scheduled	Additional	Special
Criminal	770	48	62
Youth	132	0	0
Family	244	4	0
Total	1,146	52	62

Adult defendants received and disposed

- During October to December 2011, 12,629 new adult criminal defendants were received in court and 13,020 adult defendants were disposed of. This represents a decrease of 7% (from 13,560) and a decrease of 4% (from 13,502) respectively, compared to the same period the previous year.
- The majority (75%) of prosecutions disposed of in the adult court were brought by PSNI/ PPS (74% in the same period in 2010).
- The volume of adult business was highest in the Belfast division.
- A breakdown by division for October to December 2011 is shown in Figure 1 below:

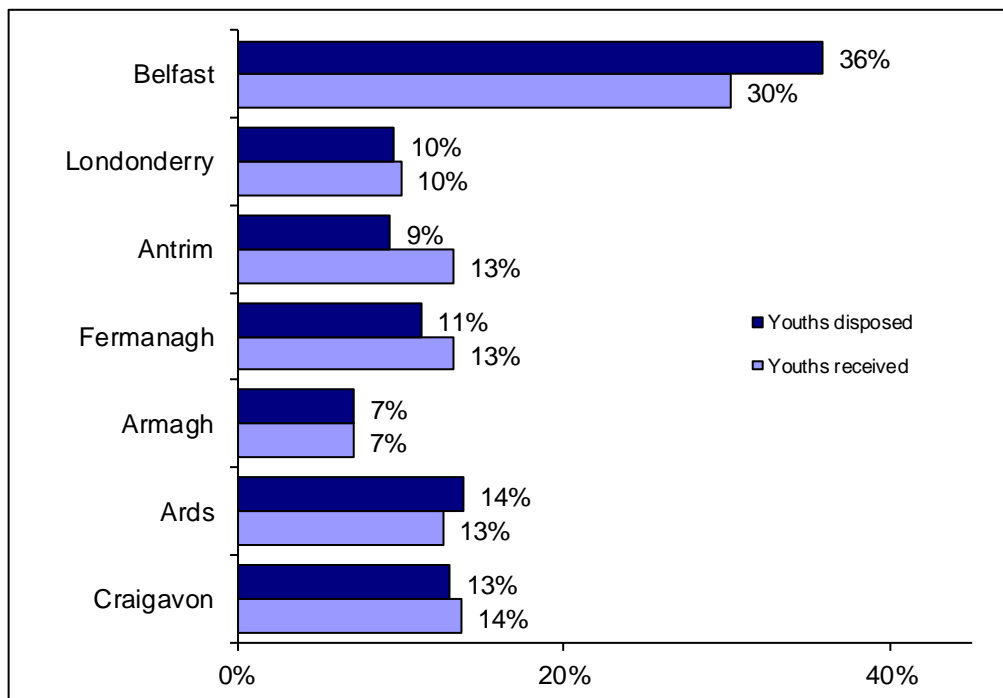
Figure 1: Percentage of adults received and disposed of in the court divisions



Youth defendants received and disposed

- During October to December 2011, 620 new defendants were entered in the youth court and 729 youth defendants were disposed of. This represents a decrease of 23% (from 803) and a decrease of 25% (from 972) respectively, compared to the same period the previous year.
- Almost all prosecutions (99.6%) disposed of in the youth court were brought by PSNI/ PPS (99.4% in the same period in 2010).
- A breakdown by division for October to December 2011 is shown in Figure 2 below:

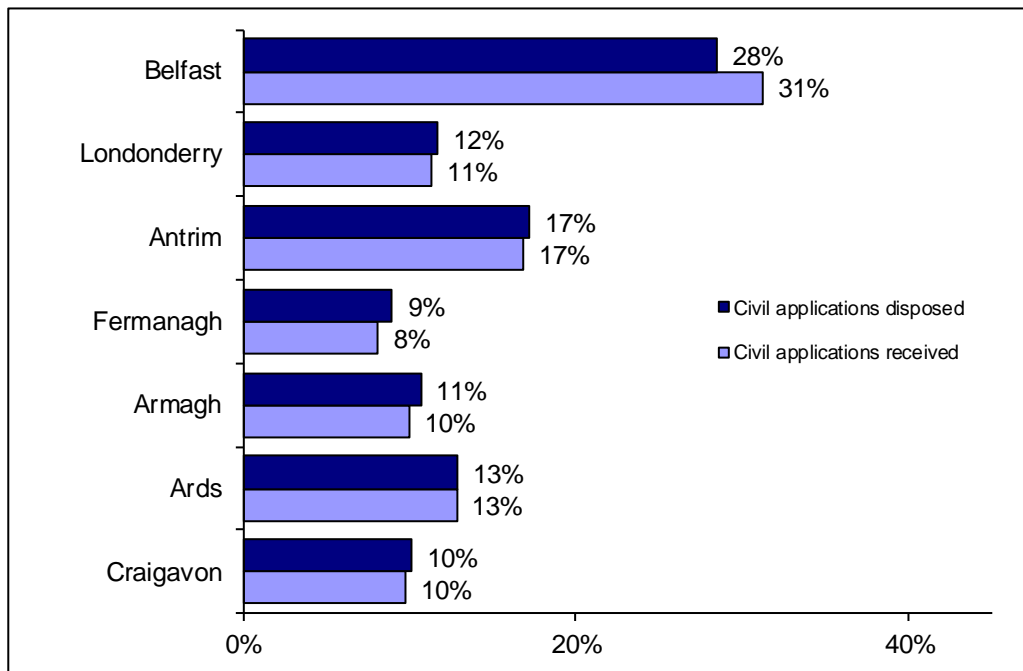
Figure 2: Percentage of youths received and disposed of in the court divisions



Civil applications received and disposed

- During October to December 2011, 1,413 new civil applications were received and 1,342 civil applications were disposed of. This represents a decrease of 3% (from 1,450) and an increase of 1% (from 1,332) respectively, compared to the same period the previous year.
- A breakdown by division for October to December 2011 is shown in Figure 3 below:

Figure 3: Percentage of civil applications received and disposed of in the court divisions



Waiting times

- The average waiting time in the adult criminal court from first hearing to disposal was 7 weeks during October to December 2011 (see Figure 4). The comparable figure for the same period in 2010 was 7 weeks.
- The average waiting time in the youth court from first hearing to disposal was 12 weeks (11 weeks for the same period in 2010).
- The average length of time for a case to progress through the civil court was 9 weeks from date of issue to disposal (8 weeks for the same period in 2010).

Figure 4: Waiting times in weeks in adult magistrates' courts (1st hearing to disposal)

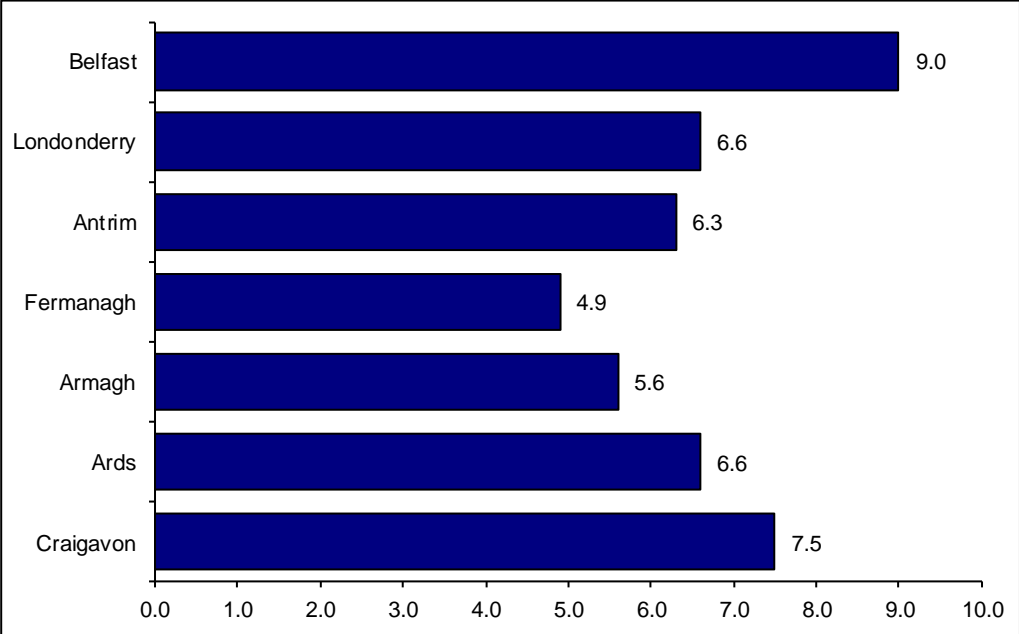


Table 1.1 Scheduled court sitting days & average court sitting times in the magistrates' courts by division & venue

		Adult criminal day		Youth criminal day		Family day	
		Number of court sitting days	Average court sitting time	Number of court sitting days	Average court sitting time	Number of court sitting days	Average court sitting time
Belfast	Laganside	253	03:37:24	42	02:30:20	69	03:34:12
	Total	253	03:37:24	42	02:30:20	69	03:34:12
Londonderry	Limavady	13	04:06:32		.		.
	Magherafelt	15	03:42:40	6	01:30:00		.
	Londonderry	57	04:31:55	7	03:52:51	21	04:24:45
	Total	85	04:19:21	13	02:46:55	21	04:24:45
Antrim	Antrim	17	05:00:52	6	02:35:39	8	04:51:15
	Ballymena	24	03:35:50	6	02:18:20	17	03:55:52
	Larne	13	04:08:04	2	01:13:30	7	03:39:17
	Coleraine	38	04:54:28	5	04:50:00	11	03:48:10
	Total	92	04:28:35	19	02:56:53	43	04:01:30
Fermanagh & Tyrone	Dungannon	43	04:20:06	6	03:05:00	7	04:34:17
	Strabane	22	02:59:32	3	01:35:00		.
	Omagh	27	03:59:48	6	01:08:20	12	02:47:55
	Enniskillen	24	05:07:17	6	02:04:10	3	02:50:00
	Total	116	04:09:52	21	02:01:25	22	03:22:02
Armagh & South Down	Armagh	22	04:47:57	3	03:10:00	2	03:17:30
	Banbridge@Newry	17	04:13:31	2	03:35:00	1	04:30:00
	Newry	32	04:00:37	6	02:14:10	18	03:45:00
	Total	71	04:18:22	11	02:44:05	21	03:44:31
Ards	Bangor	24	03:08:57		.	2	03:30:00
	Downpatrick	24	04:53:20	6	03:23:20		.
	Newtownards	40	03:15:07	8	04:05:37	35	02:33:17
	Total	88	03:40:13	14	03:47:30	37	02:36:21
Craigavon	Lisburn	36	04:34:35	6	03:06:40	12	03:54:10
	Craigavon	29	04:38:57	6	04:44:10	19	03:03:41
	Total	65	04:36:32	12	03:55:25	31	03:23:13

Table1.1a Scheduled court sitting days & average court sitting times in the magistrates' courts for Northern Ireland

	Adult criminal day		Youth criminal day		Family day	
	Number of court sitting days	Average court sitting time	Number of court sitting days	Average court sitting time	Number of court sitting days	Average court sitting time
Northern Ireland	770	04:02:07	132	02:48:15	244	03:32:59

A court sitting day is counted as any day where the judiciary sit in court. It does not include time in chambers or days where the judiciary are sitting in chambers.

Table 1.2 Additional court sitting days & average court sitting times in the magistrates' courts by division & venue

		Adult criminal day		Family day	
		Number of court sitting days	Average court sitting time	Number of court sitting days	Average court sitting time
Belfast	Laganside		.	1	02:45:00
	Total		.	1	02:45:00
Londonderry	Limavady	5	03:44:00		.
	Magherafelt	2	02:52:30		.
	Londonderry	1	03:00:00		.
	Total	8	03:25:37		.
Antrim	Ballymena	1	00:45:00		.
	Coleraine	2	02:30:00		.
	Total	3	01:55:00		.
Fermanagh & Tyrone	Dungannon	3	03:58:20		.
	Omagh	3	03:28:20		.
	Enniskillen	1	04:40:00		.
	Total	7	03:51:25		.
Armagh & South Down	Banbridge@Newry	1	04:30:00		.
	Newry	2	00:35:00		.
	Total	3	01:53:20		.
Ards	Downpatrick	10	04:16:30		.
	Newtownards	4	02:11:15		.
	Total	14	03:40:42		.
Craigavon	Lisburn	3	00:46:40	2	04:55:00
	Craigavon	10	02:56:30	1	03:50:00
	Total	13	02:26:32	3	04:33:20

Table 1.2a Additional court sitting days & average court sitting times in the magistrates' courts for Northern Ireland

	Adult criminal day		Family day	
	Number of court sitting days	Average court sitting time	Number of court sitting days	Average court sitting time
Northern Ireland	48	03:06:21	4	04:06:15

A court sitting day is counted as any day where the judiciary sit in court. It does not include time in chambers or days where the judiciary are sitting in chambers.

Table 1.3 Special court sitting days & average court sitting times in the magistrates' courts by division & venue

		Adult criminal day	
		Number of court sitting days	Average court sitting time
Londonderry	Magherafelt	1	00:40:00
	Londonderry	10	00:42:42
	Total	11	00:42:27
Antrim	Ballymena	8	00:38:45
	Total	8	00:38:45
Fermanagh & Tyrone	Omagh	10	01:26:30
	Total	10	01:26:30
Armagh & South Down	Newry	12	00:34:35
	Total	12	00:34:35
Ards	Newtownards	11	00:29:32
	Total	11	00:29:32
Craigavon	Lisburn	10	00:24:00
	Total	10	00:24:00

Table 1.3a Special court sitting days & average court sitting times in the magistrates' courts for Northern Ireland

	Adult criminal day	
	Number of court sitting days	Average court sitting time
Northern Ireland	62	00:42:17

Table 1.3a Special court sitting days & average court sitting times in the magistrates' courts for Northern Ireland

	Adult criminal day	
	Number of court sitting days	Average court sitting time
Northern Ireland	62	00:42:17

A court sitting day is counted as any day where the judiciary sit in court. It does not include time in chambers or days where the judiciary are sitting in chambers.

Table 2.1 Adult criminal defendants received in the magistrates' courts by division & venue

		PSNI/PPS prosecution	Departmental prosecution	Fixed penalty	Total
Belfast	Laganside Courts	2624	885	48	3557
	Division total	2624	885	48	3557
Londonderry	Londonderry Court Office	642	181	22	845
	Limavady Court Office	167	51	3	221
	Magherafelt Court Office	166	91	11	268
	Division total	975	323	36	1334
Antrim	Antrim Court Office	336	78	12	426
	Coleraine Court Office	488	149	19	656
	Ballymena Court Office	283	48	10	341
	Larne Court Office	87	47		134
	Division total	1194	322	41	1557
Fermanagh and Tyrone	Omagh Court Office	368	100	27	495
	Strabane Court Office	206	52	8	266
	Enniskillen Court Office	334	76	17	427
	Dungannon Court Office	483	249	30	762
	Division total	1391	477	82	1950
Armagh and South Down	Armagh Court Office	266	96	20	382
	Banbridge@Newry Court Office	183	51	10	244
	Newry Court Office	704	148	25	877
	Division total	1153	295	55	1503
Ards	Newtownards Court Office	589	97	17	703
	Downpatrick Court Office	281	89		370
	Bangor Court Office	271	44	10	325
	Division total	1141	230	27	1398
Craigavon	Craigavon Court Office	544	121	24	689
	Lisburn Court Office	430	161	50	641
	Division total	974	282	74	1330

Table 2.1a Adult criminal defendants received in the magistrates' courts in Northern Ireland

	PSNI/PPS prosecution	Departmental prosecution	Fixed penalty	Total
Northern Ireland	9452	2814	363	12629

Table 2.2 Adult criminal defendants disposed of in the magistrates' court by division & venue

		PSNI/PPS prosecution	Departmental prosecution	Fixed penalty	Total
Belfast	Laganside Courts	2877	926	45	3848
	Division total	2877	926	45	3848
Londonderry	Londonderry Court Office	657	194	21	872
	Limavady Court Office	169	61	1	231
	Magherafelt Court Office	174	88	11	273
	Division total	1000	343	33	1376
Antrim	Antrim Court Office	335	79	12	426
	Coleraine Court Office	435	159	18	612
	Ballymena Court Office	243	61	10	314
	Larne Court Office	94	48	1	143
	Division total	1107	347	41	1495
Fermanagh and Tyrone	Omagh Court Office	355	97	27	479
	Strabane Court Office	219	56	8	283
	Enniskillen Court Office	389	85	17	491
	Dungannon Court Office	479	238	30	747
	Division total	1442	476	82	2000
Armagh and South Down	Armagh Court Office	242	94	19	355
	Banbridge@Newry Court Office	173	43	9	225
	Newry Court Office	695	141	23	859
	Division total	1110	278	51	1439
Ards	Newtownards Court Office	607	91	15	713
	Downpatrick Court Office	372	95		467
	Bangor Court Office	272	53	10	335
	Division total	1251	239	25	1515
Craigavon	Craigavon Court Office	540	128	25	693
	Lisburn Court Office	450	155	49	654
	Division total	990	283	74	1347

Table 2.2a Adult criminal defendants disposed of in the magistrates' court in Northern Ireland

	PSNI/PPS prosecution	Departmental prosecution	Fixed penalty	Total
Northern Ireland	9777	2892	351	13020

Table 2.3: Average waiting times in the adult magistrates' courts by division & venue

		Summons to first hearing (weeks)	First hearing to finding (weeks)	Finding to disposal (weeks)	First hearing to disposal (weeks)
Belfast	Laganside Courts	4.64	8.13	.82	8.95
	Total	4.64	8.13	.82	8.95
Londonderry	Londonderry Court Office	4.50	6.43	.65	7.08
	Limavady Court Office	4.94	5.60	.69	6.29
	Magherafelt Court Office	5.28	4.69	.70	5.39
	Total	4.73	5.94	.67	6.61
Antrim	Antrim Court Office	4.54	4.40	.62	5.02
	Coleraine Court Office	4.42	7.00	.46	7.46
	Ballymena Court Office	5.09	5.62	.50	6.12
	Larne Court Office	4.62	4.51	1.13	5.63
	Total	4.61	5.72	.58	6.30
Fermanagh and Tyrone	Omagh Court Office	4.85	2.77	.25	3.01
	Strabane Court Office	4.39	3.31	.33	3.64
	Enniskillen Court Office	4.58	4.83	.48	5.30
	Dungannon Court Office	5.22	5.08	1.18	6.26
	Total	4.86	4.22	.67	4.88
Armagh and South Down	Armagh Court Office	5.40	5.42	.33	5.75
	Banbridge@Newry Court Office	6.49	4.95	.36	5.31
	Newry Court Office	6.90	5.32	.21	5.53
	Total	6.47	5.29	.26	5.55
Ards	Newtownards Court Office	5.68	4.45	.36	4.81
	Downpatrick Court Office	5.73	9.56	.47	10.03
	Bangor Court Office	5.35	5.06	.73	5.79
	Total	5.62	6.13	.48	6.61
Craigavon	Craigavon Court Office	5.65	6.24	.61	6.84
	Lisburn Court Office	6.05	7.19	.91	8.10
	Total	5.84	6.69	.75	7.45

Bench warrants, adjourned generally and deferred sentences excluded

Table 2.3a Average waiting times in the adult magistrates' courts in Northern Ireland

	Summons to first hearing (weeks)	First hearing to finding (weeks)	Finding to disposal (weeks)	First hearing to disposal (weeks)
Northern Ireland	5.12	6.32	.64	6.96

Bench warrants, adjourned generally and deferred sentences excluded

Table 2.4 Number and type of charges brought for adult defendants disposed of by business area

	PSNI/PPS prosecution	Departmental prosecution	Fixed penalty	Total
All Offences Against the Person	1001	23		1024
All Sexual Offences	212			212
All Burglary Offences	138			138
All Robbery Offences	40			40
All Theft Offences	614			614
All Fraud and Forgery Offences	104	169		273
All Criminal Damage Offences	250			250
All Offences Against the State	400			400
All Other Offences	326	420		746
All Drug Offences	408	2		410
All Motoring Offences	3679	779		4458
All Non-Police Offences	16	1365	351	1732
All Breach	114	49		163
Combination of charges	2475	85		2560
Total	9777	2892	351	13020

NB. Please note that as of 07/01/2011 the charge of 'disorderly behaviour' was re-categorised from 'other offences' into 'offences against the state'.

Table 2.5 Outcome of adult defendants disposed of by business area

	PSNI/PPS prosecution	Departmental prosecution	Fixed penalty	Total
Committed to the Crown Court	551			551
Plea of guilty on all charges	4150	715		4865
All charges withdrawn	1877	912	3	2792
Fixed penalty default			348	348
Plea not guilty - found guilty on at least one charge	2778	1217		3995
Plea not guilty - acquitted on all charges	421	48		469
Total	9777	2892	351	13020

Table 3.1 Youth defendants received in the magistrates' courts by division & venue

		PSNI/PPS prosecution	Departmental prosecution	Fixed penalty	Total
Belfast	Laganside Courts	185	1	1	187
	Division total	185	1	1	187
Londonderry	Londonderry Court Office	39			39
	Limavady Court Office	7			7
	Magherafelt Court Office	16			16
	Division total	62			62
Antrim	Antrim Court Office	19			19
	Coleraine Court Office	35			35
	Ballymena Court Office	26			26
	Larne Court Office	2			2
	Division total	82			82
Fermanagh and Tyrone	Omagh Court Office	18			18
	Strabane Court Office	8			8
	Enniskillen Court Office	24			24
	Dungannon Court Office	31	1		32
	Division total	81	1		82
Armagh and South Down	Armagh Court Office	7			7
	Banbridge@Newry Court Office	8			8
	Newry Court Office	29			29
	Division total	44			44
Ards	Newtownards Court Office	50			50
	Downpatrick Court Office	22			22
	Bangor Court Office	5	1		6
	Division total	77	1		78
Craigavon	Craigavon Court Office	48			48
	Lisburn Court Office	37			37
	Division total	85			85

Table 3.1a Youth defendants received in the magistrates' courts in Northern Ireland

	PSNI/PPS prosecution	Departmental prosecution	Fixed penalty	Total
Northern Ireland	616	3	1	620

Table 3.2 Youth defendants disposed of in the magistrates' courts by division & venue

		PSNI/PPS prosecution	Departmental prosecution	Total
Belfast	Laganside Courts	261		261
	Division total	261		261
Londonderry	Londonderry Court Office	48		48
	Limavady Court Office	7		7
	Magherafelt Court Office	15		15
	Division total	70		70
Antrim	Antrim Court Office	16		16
	Coleraine Court Office	34		34
	Ballymena Court Office	15		15
	Larne Court Office	3		3
	Division total	68		68
Fermanagh and Tyrone	Omagh Court Office	21		21
	Strabane Court Office	6		6
	Enniskillen Court Office	24		24
	Dungannon Court Office	29	2	31
	Division total	80	2	82
Armagh and South Down	Armagh Court Office	5		5
	Banbridge@Newry Court Office	8		8
	Newry Court Office	39		39
	Division total	52		52
Ards	Newtownards Court Office	58		58
	Downpatrick Court Office	19		19
	Bangor Court Office	23	1	24
	Division total	100	1	101
Craigavon	Craigavon Court Office	59		59
	Lisburn Court Office	36		36
	Division total	95		95

Table 3.2a Youth defendants disposed of in the magistrates' courts in Northern Ireland

	PSNI/PPS prosecution	Departmental prosecution	Total
Northern Ireland	726	3	729

Table 3.3 Average waiting times in the youth magistrates' courts by division & venue

		Summons to first hearing (weeks)	First hearing to finding (weeks)	Finding to disposal (weeks)
Belfast	Laganside Courts	3.01	8.97	4.37
	Total	3.01	8.97	4.37
Londonderry	Londonderry Court Office	3.61	5.24	4.12
	Limavady Court Office	5.12	3.00	2.79
	Magherafelt Court Office	4.81	2.14	3.31
	Total	4.04	4.30	3.80
Antrim	Antrim Court Office	2.67	7.60	2.98
	Coleraine Court Office	4.56	13.42	.89
	Ballymena Court Office	3.10	6.67	3.90
	Larne Court Office	5.43	.00	8.86
	Total	3.79	10.09	2.31
Fermanagh and Tyrone	Omagh Court Office	3.64	3.10	1.93
	Strabane Court Office	4.55	8.83	1.02
	Enniskillen Court Office	4.18	8.95	1.67
	Dungannon Court Office	4.26	7.21	3.10
	Total	4.13	7.04	2.22
Armagh and South Down	Armagh Court Office	2.06	11.94	.91
	Banbridge@Newry Court Office	5.62	10.83	2.17
	Newry Court Office	4.54	11.23	1.03
	Total	4.39	11.26	1.20
Ards	Newtownards Court Office	4.97	5.74	3.17
	Downpatrick Court Office	2.76	7.14	2.53
	Bangor Court Office	4.59	9.52	4.97
	Total	4.42	6.98	3.50
Craigavon	Craigavon Court Office	4.63	10.02	6.43
	Lisburn Court Office	4.39	9.35	2.71
	Total	4.56	9.82	5.30

Bench warrants, adjourned generally and deferred sentences excluded

Table 3.3a Average waiting times in the youth magistrates' courts in Northern Ireland

	Summons to first hearing (weeks)	First hearing to finding (weeks)	Finding to disposal (weeks)
Northern Ireland	3.94	8.23	3.60

Bench warrants, adjourned generally and deferred sentences excluded

Table 3.4 Number and type of charges brought for youth defendants disposed of by business area

	PSNI/PPS prosecution	Departmental prosecution	Total
All Offences Against the Person	156		156
All Sexual Offences	9		9
All Burglary Offences	34		34
All Robbery Offences	6		6
All Theft Offences	66		66
All Fraud and Forgery Offences	1		1
All Criminal Damage Offences	54		54
All Offences Against the State	75		75
All Other Offences	20		20
All Drug Offences	22		22
All Motoring Offences	38		38
All Non-Police Offences		1	1
All Breach	1	2	3
Combination of charges	244		244
Total	726	3	729

NB. Please note that as of 07/01/2011 the charge of 'disorderly behaviour' was re-categorised from 'other offences' into 'offences against the state'.

Table 3.5 Outcome of youth defendants disposed of by business area

	PSNI/PPS prosecution	Departmental prosecution	Total
Committed to the Crown Court	12		12
Plea of guilty on all charges	251	2	253
All charges withdrawn	301	1	302
Plea not guilty - found guilty on at least one charge	124		124
Plea not guilty - acquitted on all charges	38		38
Total	726	3	729

Table 4.1 Number of civil applications received in the magistrates' court by division & venue

		Current Business Area		Total
		Domestic Proceedings	Family Homes and Domestic Violence	
Belfast	Laganside Courts	27	414	441
	Division total	27	414	441
Londonderry	Londonderry Court Office	11	126	137
	Limavady Court Office		1	1
	Magherafelt Court Office		22	22
	Division total	11	149	160
Antrim	Antrim Court Office	5	36	41
	Coleraine Court Office	11	82	93
	Ballymena Court Office	4	78	82
	Larne Court Office	4	18	22
	Division total	24	214	238
Fermanagh and Tyrone	Omagh Court Office	1	28	29
	Strabane Court Office	1	21	22
	Enniskillen Court Office	3	19	22
	Dungannon Court Office	2	39	41
	Division total	7	107	114
Armagh and South Down	Armagh Court Office	5	22	27
	Banbridge@Newry Court Office		8	8
	Newry Court Office	17	89	106
	Division total	22	119	141
Ards	Newtownards Court Office	14	85	99
	Downpatrick Court Office	6	38	44
	Bangor Court Office		38	38
	Division total	20	161	181
Craigavon	Craigavon Court Office	7	51	58
	Lisburn Court Office	4	76	80
	Division total	11	127	138

Table 4.1a Number of civil applications received in the magistrates' court in Northern Ireland

	Current Business Area		Total
	Domestic Proceedings	Family Homes and Domestic Violence	
Northern Ireland	122	1291	1413

Table 4.2 Number of civil applications disposed in the magistrates' court by division & venue

		Current Business Area		Total
		Domestic Proceedings	Family Homes and Domestic Violence	
Belfast	Laganside Courts	38	344	382
	Division total	38	344	382
Londonderry	Londonderry Court Office	13	118	131
	Limavady Court Office		5	5
	Magherafelt Court Office	1	20	21
	Division total	14	143	157
Antrim	Antrim Court Office	5	40	45
	Coleraine Court Office	11	76	87
	Ballymena Court Office	6	74	80
	Larne Court Office	3	16	19
	Division total	25	206	231
Fermanagh and Tyrone	Omagh Court Office	4	24	28
	Strabane Court Office	1	21	22
	Enniskillen Court Office	4	22	26
	Dungannon Court Office	7	37	44
	Division total	16	104	120
Armagh and South Down	Armagh Court Office	2	20	22
	Banbridge@Newry Court Office	4	14	18
	Newry Court Office	17	86	103
	Division total	23	120	143
Ards	Newtownards Court Office	12	73	85
	Downpatrick Court Office	5	56	61
	Bangor Court Office	1	26	27
	Division total	18	155	173
Craigavon	Craigavon Court Office	7	45	52
	Lisburn Court Office	10	74	84
	Division total	17	119	136

Table 4.2a Number of civil applications disposed in the magistrates' court in Northern Ireland

	Current Business Area		Total
	Domestic Proceedings	Family Homes and Domestic Violence	
Northern Ireland	151	1191	1342

Table 4.3 Average waiting times in the civil magistrates' courts by division & venue

		Date of issue to first hearing (weeks)	First hearing to disposal (weeks)
Belfast	Laganside Courts	1.88	7.23
	Total	1.88	7.23
Londonderry	Londonderry Court Office	2.18	5.32
	Limavady Court Office	2.57	6.20
	Magherafelt Court Office	2.32	1.48
	Total	2.21	4.83
Antrim	Antrim Court Office	2.17	10.10
	Coleraine Court Office	1.32	3.28
	Ballymena Court Office	1.51	4.20
	Larne Court Office	2.94	2.50
	Total	1.69	4.87
Fermanagh and Tyrone	Omagh Court Office	1.61	3.46
	Strabane Court Office	1.73	2.48
	Enniskillen Court Office	1.63	3.47
	Dungannon Court Office	1.29	3.20
	Total	1.51	3.20
Armagh and South Down	Armagh Court Office	1.86	3.18
	Banbridge@Newry Court Office	2.72	6.40
	Newry Court Office	2.25	5.66
	Total	2.25	5.37
Ards	Newtownards Court Office	1.77	5.56
	Downpatrick Court Office	2.66	14.62
	Bangor Court Office	1.20	5.38
	Total	1.99	8.69
Craigavon	Craigavon Court Office	1.00	11.65
	Lisburn Court Office	.66	13.04
	Total	.79	12.51

Table 4.3a Average waiting times in the civil magistrates' courts in Northern Ireland

	Date of issue to first hearing (weeks)	First hearing to disposal (weeks)
Northern Ireland	1.80	6.71

Table 4.4 Outcome of applications under Family Homes & Domestic Violence Order in the magistrates' court in Northern Ireland

	New Order					Total
	Granted	Dismissed or refused	Withdrawn	Vary discharge	Other	
Non molestation	648	190	205	114	4	1161
Occupation	6	6	7			19
Vary discharge non-mol occupation	2	1	1	7		11
Total	656	197	213	121	4	1191

Data source and validations:

Data from the Integrated Courts Operations System (ICOS) are used for this publication. This system has been chosen as it is the main system within the Northern Ireland Courts and Tribunals Service (NICTS). The data are input to this system on a daily basis. A download from this system is supplied to the Statistics and Research team on a weekly basis on flat files.

This information is downloaded via SPSS and validations are produced from this system to ensure that the data are reliable and robust for use. Any inconsistencies are reported back to individual court offices and if required, any necessary amendments are made to the data. Once, these amendments have been checked, computer syntax is then used to produce the tables in the bulletin. The aggregated total figures in the bulletin are produced from the computer syntax. The data are broken down by court location as this is the established way of producing and presenting these data.

To ensure that timely data are used, the latest available extract is used to compile this bulletin.

For further information on this publication please contact:

**A Mallon
Statistics and Research
Northern Ireland Courts and Tribunals Service
Laganside House
23-27 Oxford Street
Belfast
BT1 3LA**

Tel: 028 9072 8928

Northern Ireland Courts and Tribunals Service
Laganside House
23-27 Oxford Street
Belfast
BT1 3LA

www.courtsni.gov.uk

